

Georgia Southern University

Georgia Southern Commons

Department of Mathematical Sciences Faculty
Publications

Department of Mathematical Sciences

12-20-2012

The Convergence of Two Algorithms for Compressed Sensing Based Tomography

Xiezhang Li

Georgia Southern University, xli@georgiasouthern.edu

Jiehua Zhu

Georgia Southern University, jzhu@georgiasouthern.edu

Follow this and additional works at: <https://digitalcommons.georgiasouthern.edu/math-sci-facpubs>



Part of the [Education Commons](#), and the [Mathematics Commons](#)

Recommended Citation

Li, Xiezhang, Jiehua Zhu. 2012. "The Convergence of Two Algorithms for Compressed Sensing Based Tomography." *Advanced in Computed Tomography*, 1 (3): 30-36. doi: 10.4236/act.2012.13007
<https://digitalcommons.georgiasouthern.edu/math-sci-facpubs/87>

This article is brought to you for free and open access by the Department of Mathematical Sciences at Georgia Southern Commons. It has been accepted for inclusion in Department of Mathematical Sciences Faculty Publications by an authorized administrator of Georgia Southern Commons. For more information, please contact digitalcommons@georgiasouthern.edu.

The Convergence of Two Algorithms for Compressed Sensing Based Tomography

Xiezhang Li*, Jiehua Zhu

Department of Mathematical Sciences, Georgia Southern University, Statesboro, USA
 Email: *xli@georgiasouthern.edu, jzhu@georgiasouthern.edu

Received November 10, 2012; revised December 12, 2012; accepted December 20, 2012

ABSTRACT

The constrained total variation minimization has been developed successfully for image reconstruction in computed tomography. In this paper, the block component averaging and diagonally-relaxed orthogonal projection methods are proposed to incorporate with the total variation minimization in the compressed sensing framework. The convergence of the algorithms under a certain condition is derived. Examples are given to illustrate their convergence behavior and noise performance.

Keywords: Compressed Sensing; Image Reconstruction; Total Variation Minimization; Block Iterative Methods

1. Introduction

The reconstruction of an image from the projection data in tomography by algebraic approaches involves solving a linear system

$$Ax = b, \quad (1)$$

where the coefficient matrix $A \in R^{m \times n}$ is determined by the scanning geometry and directions, vector $b \in R^m$ the projection data obtained from computed tomography (CT) scan and the unknown vector $x \in R^n$ the image to be reconstructed. It is assumed that system (1) is consistent and underdetermined ($m < n$). So it has infinitely many solutions. We seek for a solution such that it recovers the original image as good as possible. It is an illposed problem. In general, the dimension of x is very large, thus the conventional direct methods are not appropriate. One of classic iterative algorithms is the algebraic reconstruction technique (ART) given by [1]

$$x^{k+1} = x^k + \lambda_k \frac{b_i - \langle a^i, x^k \rangle}{\|a^i\|_2^2} a^i,$$

where λ_k is a parameter, a^i the i th column of A^T , and $\langle a^i, x^k \rangle$ the inner product of a^i and x^k . The value of i is cyclically chosen as $1, \dots, m$. The sequence $\{x^k\}$ converges to a solution of system (1) as long as $0 < \liminf \lambda_k \leq \limsup \lambda_k < 2$ [2]. Cimmino method [3], given by

$$x^{k+1} = x^k + \frac{\lambda_k}{m} \sum_{i=1}^m \frac{b_i - \langle a^i, x^k \rangle}{\|a^i\|_2^2} a^i,$$

is an iterative projection algorithm suitable for parallel computing. The slow convergence of Cimmino method because of the large value of m was improved by the component averaging (CAV) method [4] given by

$$x_j^{k+1} = x_j^k + \frac{\lambda_k}{s_j} \sum_{i=1}^m \frac{b_i - \langle a^i, x^k \rangle}{\|a^i\|_2^2} a^i, j = 1, \dots, n, \quad (2)$$

where s_j is the number of nonzero entries in the j th column of A . The CAV method was further generalized as the Diagonally-Relaxed Orthogonal Projection (DROP) method [5] given by

$$x_j^{k+1} = x_j^k + \frac{\lambda_k}{s_j} \sum_{i=1}^m w_i \frac{b_i - \langle a^i, x^k \rangle}{\|a^i\|_2^2} a^i, j = 1, \dots, n, \quad (3)$$

where w_i 's are positive weights. The block versions of these iterative methods were investigated regarding convergence and computations [5-7]. The theory of compressed sensing [8-10] has recently shown that signals and images that have sparse representations in some orthonormal basis can be reconstructed at high quality from much less data than what the Nyquist sampling theory [11] requires. In many cases in tomography, a medical image can be approximately modeled to be essentially piecewise constant so its gradients are sparse. The image can then be reconstructed via the total variation minimization [12,13]. In other words, a two dimensional image F can be reconstructed by solving the following minimization problem,

$$\min |x|_{TV} \text{ or } \min \sum |\mu| \text{ s.t. } Ax = b, \quad (4)$$

where $|\mu|$ is the magnitude of a gradient and the total

*Corresponding author.

variation $\|f\|_{TV}$ of a two dimensional array $f_{i,j}$ is the l_1 -norm of the magnitude of the discrete gradient,

$$\|f\|_{TV} = \sum_{i,j} \sqrt{(f_{i+1,j} - f_{i,j})^2 + (f_{i,j+1} - f_{i,j})^2}.$$

Under the condition that the gradients are sparse enough, the solution of the l_1 -norm minimization problem (4) is unique and it gives an exact recovery of the image based on compressed sensing theory [8,10]. A block cyclic projection for compressed sensing based tomograph (BCPCS) for solving (4) was proposed [14]. To describe the algorithm the following notations are needed: Suppose that A and b in are partitioned, respectively, as

$$A = \begin{bmatrix} A_1 \\ \vdots \\ A_p \end{bmatrix} \text{ and } b = \begin{bmatrix} b^1 \\ \vdots \\ b_p \end{bmatrix}, \text{ for } 1 \leq p \leq m, \quad (5)$$

where $A_j \in R^{r^j \times n}$ and $b_j \in R^{r^j}$, $1 \leq j \leq p$. Assuming that the row indices of A_j form a set $B_j = \{t_1^j, \dots, t_{r^j}^j\}$, we have $\bigcup_{j=1}^p B_j = \{1, \dots, m\}$ where $B_i \cap B_j = \emptyset$ for $i \neq j$. We assume that $\beta_k > 0$ and $\sum_k \beta_k < \infty$ in the following algorithm:

Algorithm 1. BCPCS

1. for $k = 0, 1, 2, \dots$

2. for $j = 1$ to p

3.1. for $i = t_1^j, \dots, t_{r^j}^j$

$$3.2. \quad x^k = x^k + \lambda_k \frac{b_i - \langle a^i, x^k \rangle}{\|a^i\|^2} a^i$$

3.3. end

$$4. \quad x^k = x^k - \beta_k \frac{d}{\|d\|_\infty}, \text{ where } d = \frac{\partial}{\partial x} \sum |\mu|$$

5. end

$$6. \quad x^{k+1} = x^k$$

7. end

The convergence of BCPCS with $\lambda_k = 1$ was shown with an application of the convergence theory of the amalgamated projection method [15].

Theorem 1. [14] *The sequence $\{x^k\}$ generated by Algorithm 1 with $\lambda_k = 1$ converges and its limit is a solution of $A_x = b$.*

In this paper, the block component averaging and diagonally-relaxed orthogonal projection methods are proposed to incorporate with the total variation minimization in the compressed sensing framework. The convergence of the algorithms, under a certain condition for example in the strip-based projection model [16], is derived. Examples are given to illustrate their convergence behavior and noise performance.

2. BCAVCS Algorithm and Its Convergence

The convergence of the CAV and block CAV methods

was proved [4,5]. Several notations and concepts in [4] are adopted in this paper for literature consistency. For each $i \in \{1, \dots, m\}$, denote by

$$H_i = \{x \in R^n \mid \langle a^i, x \rangle = b_i\},$$

a hyperplane in R^n and by $G_i = \text{diag}\{g_{i1}, \dots, g_{in}\}$ a nonnegative diagonal matrix, where $g_{ij} = 1/s_{ij}$ if $a_j^i \neq 0$, otherwise $g_{ij} = 0$, $j = 1, \dots, n$. Then $\sum_{i=1}^m G_i = I$. The set $\{G_i\}_{i=1}^m$ is called *sparsity pattern oriented* (SPO) w.r.t. A . The *generalized oblique projection* of a vector $z \in R^n$ onto H_i w.r.t. G_i , denoted as $P_{H_i}^{G_i}(z)$, is defined for all $j = 1, \dots, n$, by

$$(P_{H_i}^{G_i}(z))_j = \begin{cases} z_j + \frac{b_i - \langle a^i, z \rangle}{\sum_{l=1, g_{il} \neq 0}^n \frac{a_l^i}{g_{il}}} \cdot \frac{a_j^i}{g_{ij}} & \text{if } g_{ij} \neq 0 \\ z_j & \text{if } g_{ij} = 0, \end{cases} \quad (6)$$

a seminorm in R^n corresponding to any nonnegative diagonal matrix G is defined by $\|z\|_G = \langle z, Gz \rangle^{1/2}$, $z \in R^n$. It is known that

$$P_{H_i}^{G_i}(z) = \text{argmin} \{ \|x - z\|_{G_i} : x \in H_i \},$$

which explains the meaning of the generalized oblique projection. For simplicity, we denote $P_{H_i}^{G_i}(z)$ by $Q_i(z)$ for any $z \in R^n$.

Moreover, with the generalized inverse of G_i ,

$$G_i^\dagger = \text{diag}\{g_{i1}^\dagger, \dots, g_{in}^\dagger\},$$

where for a real number α , $\alpha^\dagger = \alpha^{-1}$ for $\alpha \neq 0$, otherwise $\alpha^\dagger = 0$, we rewrite (6) as

$$Q_i(z) = P_{H_i}^{G_i}(z) = z + \frac{b_i - \langle a^i, z \rangle}{\langle a^i, G_i^\dagger a^i \rangle} G_i^\dagger a^i.$$

With above notations, the CAV iteration (2) can be expressed as

$$x^{k+1} = x^k + \lambda_k \sum_{i=1}^m G_i (Q_i(x^k) - x^k). \quad (7)$$

Algorithm 1 can be modified as a block CAV method for compressed sensing based tomography algorithm (BCAVCS) for image reconstruction described as follows:

Algorithm 2. BCAVCS

1. for $k = 0, 1, 2, \dots$

2. for $j = 1$ to p

$$3. \quad x^k = x^k + \lambda_k \sum_{i \in B_j} G_i (Q_i(x^k) - x^k)$$

$$4. \quad x^k = x^k - \beta_k \frac{d}{\|d\|_\infty}, \text{ where } d = \frac{\partial}{\partial x} \sum |\mu|$$

5. end

$$6. \quad x^{k+1} = x^k$$

7. end

In order to derive the convergence of Algorithm 2 under a certain condition, we introduce an operator $T_i: R^n \rightarrow R^n$, for $i = 1, \dots, m$, by

$$T_i(z) = z + \lambda_k G_i (Q_i - I)(z),$$

where I is the identity operator. For an index vector $t = (t_1, \dots, t_r)$ in $\{1, \dots, m\}$, we denote $T[t]$ as a composition of operators T_{t_1}, \dots, T_{t_r} by

$$T[t] = T_{t_r} \circ \dots \circ T_{t_1}. \quad (8)$$

We have the following property for the operator $T[t]$.

Lemma 2. Let $\{G_i\}_{i=1}^m$ be SPO w.r.t. $A \in R^{m \times n}$ and let $t = (t_1, \dots, t_r)$ be an index vector in $\{1, \dots, m\}$ such that $G_k G_l = O$ for any distinct coordinates k, l in t . Then for $z \in R^n$,

$$(T[t])(z) = z + \sum_{i \in \{t_1, \dots, t_r\}} (T_i(z) - I)(z). \quad (9)$$

Proof. Let $w = T_h(z) = \lambda_k G_h (Q_h - I)(z) + z$. It follows from $G_i G_h = O$ that

$$G_l w = G_l z \text{ and } \langle a^l, w \rangle = \langle a^l, z \rangle.$$

Consequently, we have

$$G_l Q_l(w) = G_l \left(w + \frac{b_l - \langle a^l, w \rangle}{\|a^l\|_{G_l^\dagger}^2} a^l \right) = G_l Q_l(z).$$

Therefore,

$$\begin{aligned} & (T_l \circ T_h)(z) \\ &= T_l(w) = w - \lambda_k G_l w + \lambda_k G_l Q_l(w) \\ &= z + \lambda_k G_h (Q_h - I)(z) - G_l z + \lambda_k G_l Q_l(z) \\ &= z + (T_l(z) - I)(z) + (T_h(z) - I)(z). \end{aligned}$$

It follows that

$$\begin{aligned} (T[t])(z) &= (T_{t_r} \circ \dots \circ T_{t_1})(z) = T_{t_r}(\dots(T_{t_1}z)) \\ &= z + \sum_{i \in \{t_1, \dots, t_r\}} (T_i(z) - I)(z). \end{aligned}$$

We complete the proof of the lemma.

The convergence of BCAVCS in a certain case will be shown below using the concepts of SPO matrices and generalized oblique projection. Suppose that $Ax = b$ is generated by the strip-based projection model in discrete tomography or CT [16,17]. The index vector

$$t^j = (t_1^j, \dots, t_{r_j}^j),$$

is associated with the j th subsystem $A_j x = b^j$ of (5) determined by one projection direction. In each 0-1 submatrix A_j , there is exactly one 1 in each column, i.e., $s_j = 1$. Therefore all rows of A_j are orthogonal. So $G_k G_l = 0$ for distinct coordinates k and l in t^j . In this case we will show the following.

Theorem 3. If each column of every block A_j , $1 \leq j \leq p$, in (5) has exact one 1 then the sequence $\{x^k\}$ generated by Algorithm 2 with $\lambda_k = 1$ converges and its limit is a solution of (1).

Proof. Recall that the inner loop of BCPCS for the j th block of A can be represented by an operator $P[t^j]$ defined by

$$P[t^j]x^k = \left(P_{t_{r_j}^j} \circ \dots \circ P_{t_1^j} \right) x^k,$$

where

$$P_i x^k = x^k + \lambda_k \frac{b_i - \langle a^i, x^k \rangle}{\|a^i\|_2^2} a^i,$$

then

$$P_i = I + \lambda_k G_i (Q_i - I) = T_i,$$

for all

$$i \in \{t_1^j, \dots, t_{r_j}^j\},$$

and

$$\begin{aligned} T[t^j](x^k) &= \left(T_{t_{r_j}^j} \circ \dots \circ T_{t_1^j} \right) (x^k) \\ &= \left(P_{t_{r_j}^j} \circ \dots \circ P_{t_1^j} \right) (x^k) = P[t^j](x^k). \end{aligned}$$

It follows from (9) that the iteration scheme of the inner loop of BCAVCS for the j th block can be expressed as

$$\begin{aligned} x^k &\leftarrow x^k + \lambda_k \sum_{i \in B_j} G_i (Q_i - I) x^k \\ &= x^k + \lambda_k \sum_{i \in B_j} (T_i - I) x^k \\ &= T[t^j](x^k) = P[t^j]x^k. \end{aligned}$$

It means that for the j th block of the matrix A the BCAVCS method is equivalent to BCPCS algorithm. The convergence of BCAVCS as $\lambda_k = 1$ follows from the convergence of BCPCS algorithm as $\lambda_k = 1$ by Theorem 1.

It is remarked that the rate of convergence of BCAVCS in general is close to that of BCPCS in sequential computing. Hence, the convergence of BCAVCS algorithm with parallel computing will be significantly faster than BCPCS algorithm.

3. BDROPCS Algorithm and Its Convergence

The convergence of the DROP and block DROP methods was proved [5]. In this section, we propose a block DROP algorithm modified for compressed sensing based tomography (BDROPCS) and show its convergence in a

certain case. We denote by s_j the number of nonzero entries in each column within the j th block and define a DROP operator $\tilde{P}[t^j]$ corresponding to the j th block as

$$\tilde{P}[t^j]x = x + \frac{\lambda_k}{s_j} \sum_{i \in B_j} w_i \frac{b_i - \langle a^i, x \rangle}{\|a^i\|^2} a^i. \quad (10)$$

Algorithm 3. BDROPCS

1. for $k = 0, 1, 2, \dots$
2. for $j = 1 : p$
3. $x^k = \tilde{P}[t^j]x^k$ with a block DROP
4. $x^k = x^k - \beta_k \frac{d}{\|d\|_\infty}$ with $d = \frac{\partial}{\partial x} \sum |\mu|$
5. end
6. $x^{k+1} = x^k$
7. end

We first show that in a certain case the DROP is identical to the ART in the following

Theorem 4. Let $A \in \mathbb{R}^{m \times n}$ have exactly the same number s of nonzero entries in each column and let rows of A be orthogonal. Then x^{k+1} generated by the DROP in (3) is the same as a vector generated by Algorithm ART with a constant parameter $\frac{\lambda_k}{s}$ and weights w_i .

Proof. Under the assumption, the DROP method can be expressed as

$$x^{k+1} = x^k + \frac{\lambda_k}{s} \sum_{i=1}^m w_i \frac{b_i - \langle a^i, x^k \rangle}{\|a^i\|^2} a^i. \quad (11)$$

For convenience, we rewrite Algorithm ART with a constant parameter $\frac{\lambda_k}{s}$ and weights w_i for one cycle which yields x^{k+1} from x^k as follows:

$$x^{[1]} = x^k,$$

for $i = 1$ to m

$$x^{[i+1]} = x^{[i]} + \frac{\lambda_k}{s} \left(w_i \frac{b_i - \langle a^i, x^{[i]} \rangle}{\|a^i\|^2} a^i \right), \quad (12)$$

end

$$x^{k+1} = x^{[m+1]}.$$

By the assumption on A , $\langle a^i, a^l \rangle = 0$ for $i \neq l$. It follows that

$$\langle a^{i+1}, a^{[i+1]} \rangle = \langle a^{i+1}, x^{[i]} \rangle.$$

It is easy to see by induction

$$\langle a^i, x^{[i]} \rangle = \langle a^i, x^{[1]} \rangle = \langle a^i, x^k \rangle, \quad i = 1, \dots, m.$$

Then (12) can be rewritten as

$$x^{[i+1]} = x^{[i]} + \frac{\lambda_k}{s} \left(w_i \frac{b_i - \langle a^i, x^k \rangle}{\|a^i\|^2} a^i \right),$$

from which, the vector x^{k+1} is given by

$$x^{k+1} = x^k + \frac{\lambda_k}{s} \sum_{i=1}^m w_i \frac{b_i - \langle a^i, x^k \rangle}{\|a^i\|^2} a^i, \quad (13)$$

which is the same as the vector yielded by the DROP method in one cycle (11).

We now have the convergence of Algorithm 3 in the case where $Ax = b$ is generated by the strip-based projection model in DT or CT [16,17], which is a direct result of Theorems 1 and 5.

Theorem 5. If each column of every block A_j , $1 \leq j \leq p$, in (5) has exact one 1 then $\{x^k\}$ generated by Algorithm 3 with $\lambda_k = w_i = 1$ converges and its limit is a solution of $Ax = b$.

It is remarked that BCAVCS is a special case of BDROPCS when $w_i = 1$. Therefore, Theorem 5 can be considered as an alternative proof of Theorem 3 without using the generalized oblique projection. However, it is believed that the concept of generalized oblique projection and the idea in the proof of Theorem 3 will be important for our further investigation of the convergence of BCAVCS in a general case.

4. Numerical Simulations

In order to test the performance of our algorithms in reconstructing images, we implemented algorithms BCAVCS and BDROPCS in Matlab. The performance of the algorithms was compared with some other algorithms. Algorithm BCAV is a non-CS iterative method formed by deleting line 4 in Algorithm BCAVCS so that no perturbation for total variation minimization is performed. Algorithm CAVCS is a nonblock CAV CS-based iterative method obtained by exchanging lines 4 and 5 in Algorithm BCAVCS so that a perturbation for total variation minimization is performed only after all the blocks are done. Note that in our case BDROPCS is same as BCAVCS. We also tested the sensitivity of the algorithms to additional Gaussian noise. We perform the reconstruction of the 256×256 Shepp-Logan phantom from a set of 20 reasonably distributed projection directions of rational slopes [16,17]. The system $Ax = b$ generated by the strip-based projection model, where $A \in \mathbb{R}^{20918 \times 65536}$ is highly underdetermined. Moreover, A is a sparse 0-1 matrix and there is one and only one 1 in each column within each of total 20 blocks [17].

The experiment data with the algorithms are summarized in **Table 1**. We set maximum 500 iterations in the

test and algorithms will terminate if the relative error reaches 0.001. The relative error

$$\frac{\|f - G\|_2}{\|f\|_2} \text{ and } \text{MSE} = \frac{\sum_m \sum_n (f(m,n) - G(m,n))^2}{M \times N},$$

for a reconstructed image G are used to measure the error. The re-constructed images and relative errors by different algorithms are shown in **Figure 1**. Our experiment results indicate that algorithms BCAVCS and BDROPCS converge. Algorithm BCAVCS is demonstrated to be much better than BCAV and CAVCS and to have the same converges rate as BDROP. It is remarked that BCAVCS/BDROPCS algorithm is appropriate for parallel computing.

We also tested the algorithms with a real CT image of cardiac [18] of size 256×256 from projections in 32 directions. The CT image was preprocessed to have a certain gradient sparsity. The reconstructed images and corresponding convergence curves are shown in **Figure 2**. The experiment indicates that the BCAVCS and BDR-OPCS are superior to non-CS methods too.

To evaluate the noise characteristics of two new algorithms, we added Gaussian noise with mean 0 and standard deviation 0.05 to synthetic projection data from the Shepp-Logan phantom. The reconstructed images and convergence curves after 250 iterations are given in **Figure 3**. The noise level was evaluated by the mean-square difference between reconstruction with and without added noise. The noise measures with the algorithms BCAV, CAVCS, and BCAVCS/BDROPCS are 0.0012, 0.0029, and 0.0023, respectively. The results indicate that the four algorithms have similar sensitivity to data noise.

Table 1. Experiment data of Shepp-Logan phantom.

	Iteration Number	Time (s)	Error	MSE
BCAV	500	55	0.458	0.013
CAVCS	500	57	0.075	0.073
BCAVCS	404	75	0.001	0.000

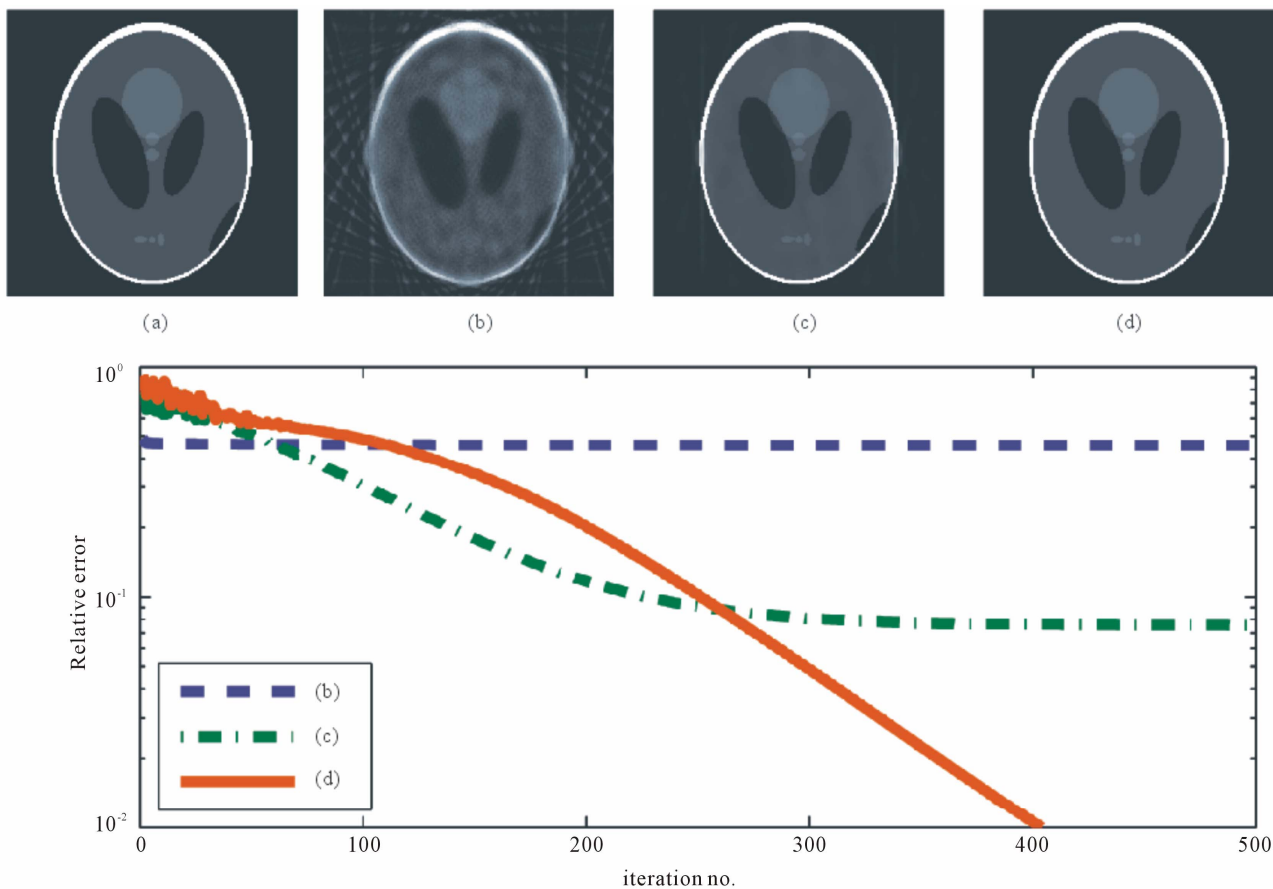


Figure 1. Reconstruction of Shepp-Logan phantom with different algorithms; (a) Shepp-Logan phantom; (b) Reconstruction by BCAV; (c) Reconstruction by CAVCS; (d) Reconstruction by BCAVCS/BDROPCS. Bottom: Convergence curves of algorithms.

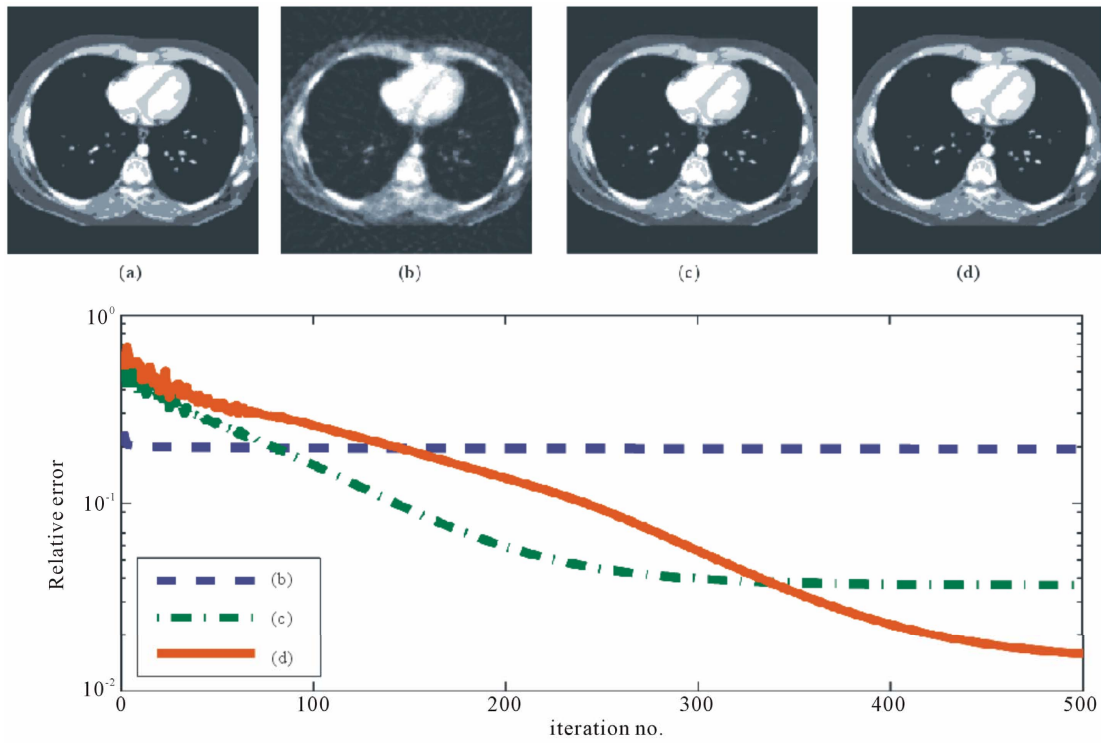


Figure 2. Reconstruction of a cardiac CT image with different algorithms; (a) Cardiac phantom; (b) Reconstruction by BCAV; (c) Reconstruction by CAVCS; (d) Reconstruction by BCAVCS/BDROPCS. Bottom: Convergence curves of algorithms.

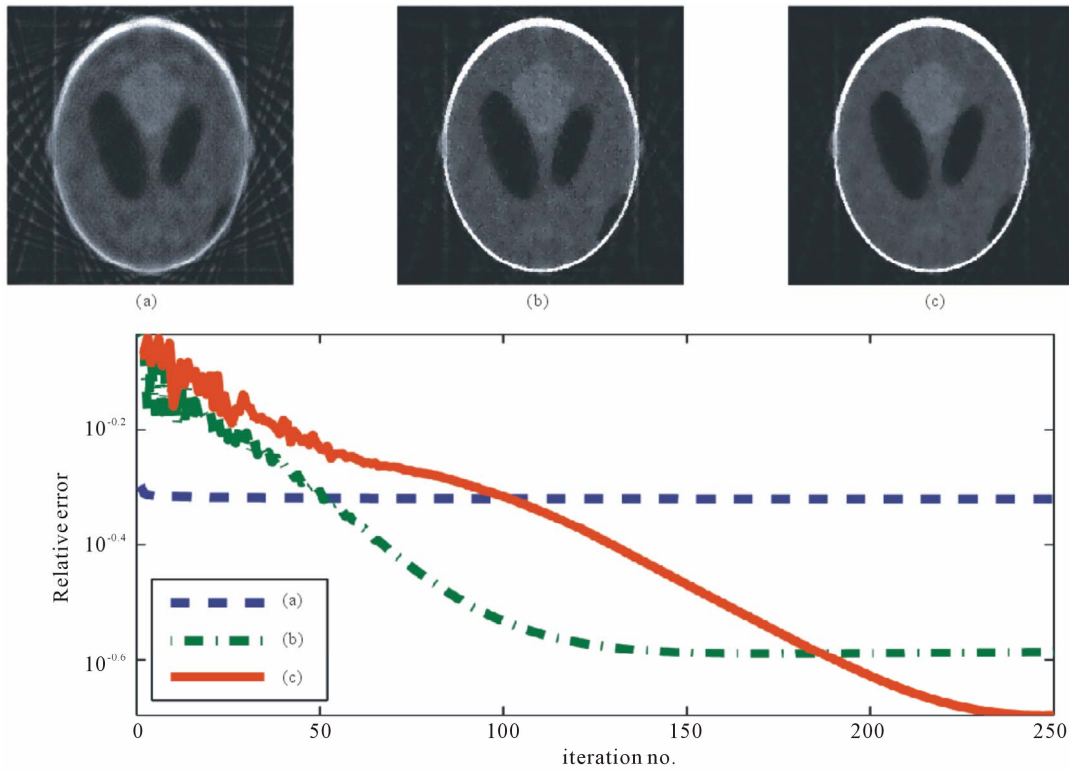


Figure 3. Reconstruction of Shepp-Logan phantom with noise; (a) Reconstruction by BCAV; (b) Reconstruction by CAVCS; (c) Reconstruction by BCAVCS/BDROPCS. Bottom: Convergence curves of algorithms.

5. Conclusions

The total variation minimization is a powerful method to reconstruct piecewise constant medical images based on the compressed sensing theory. We consider the block component averaging and diagonally-relaxed orthogonal projection methods, in the case of the parameter $\lambda_k = 1$, with the total variation in the compressed sensing framework. Their convergence is derived in the striped-based projection model.

The experiments indicate that the proposed algorithms BCAVCS and BDROPCS converge faster than algorithms without using block iterations or CS framework. Moreover, algorithms BCAVCS and BDROPCS recover more details of images. The convergence of algorithms BCAVCS and BDROPCS in the general case of $\lambda_k \neq 1$ will be further studied.

6. Acknowledgements

This study was supported by a Faculty Research Award from Georgia Southern University.

REFERENCES

- [1] A. C. Kak and M. Slaney, "Principles of Computerized Tomographic Imaging," Society of Industrial and Applied Mathematics, Philadelphia, 2001. [doi:10.1137/1.9780898719277](https://doi.org/10.1137/1.9780898719277)
- [2] P. B. Eggermont, G. T. Herman and A. Lent, "Iterative Algorithm for Larger Partitioned Linear Systems, with Applications to Image Reconstruction," *Linear Algebra and Its Applications*, Vol. 40, 1981, pp. 37-67. [doi:10.1016/0024-3795\(81\)90139-7](https://doi.org/10.1016/0024-3795(81)90139-7)
- [3] G. Cimmino, "Calcolo Approssimato Per le Soluzioni dei Sistemi di Equazioni Lineari," *La Ricerca Scientifica, Series II*, Vol. 9, 1938, pp. 326-333.
- [4] Y. Censor, D. Gordan and R. Gordan, "Component Averaging: An Efficient Iterative Parallel Algorithm for Large and Sparse Unstructured Problems," *Parallel Computing*, Vol. 27, No. 6, 2001, pp. 777-808. [doi:10.1016/S0167-8191\(00\)00100-9](https://doi.org/10.1016/S0167-8191(00)00100-9)
- [5] Y. Censor, T. Elfving, G. T. Herman and T. Nikazad, "On Diagonally-Relaxed Orthogonal Projection Methods," *SIAM Journal on Scientific Computing*, Vol. 30, No. 1, 2008, pp. 473-504. [doi:10.1137/050639399](https://doi.org/10.1137/050639399)
- [6] R. Aharoni and Y. Censor, "Block-Iterative Projection Methods for Parallel Computation of Solutions to Convex Feasibility Problems," *Linear Algebra and Its Applications*, Vol. 120, 1989, pp. 65-175. [doi:10.1016/0024-3795\(89\)90375-3](https://doi.org/10.1016/0024-3795(89)90375-3)
- [7] Y. Censor and Z. Stavors, "Parallel Optimization: Theory, Algorithms, and Applications," Oxford University Press, Oxford, 1997.
- [8] E. Candes, J. Romberg and T. Tao, "Robust Uncertainty Principles: Exact Signal Reconstruction from Highly Incomplete Frequency Information," *IEEE Transactions on Information Theory*, Vol. 52, No. 2, 2006, pp. 489-509. [doi:10.1109/TIT.2005.862083](https://doi.org/10.1109/TIT.2005.862083)
- [9] E. Candes and M. Wakin, "An Introduction to Compressive Sampling," *IEEE Signal Processing Magazine*, Vol. 25, No. 2, 2008, pp. 21-30. [doi:10.1109/MSP.2007.914731](https://doi.org/10.1109/MSP.2007.914731)
- [10] D. Donoho, "Compressed Sensing," *IEEE Transactions on Information Theory*, Vol. 52, No. 4, 2006, pp. 1289-1306. [doi:10.1109/TIT.2006.871582](https://doi.org/10.1109/TIT.2006.871582)
- [11] C. E. Shannon, "Communication in the Presence of Noise," *Proceedings of the IEEE*, Vol. 86, No. 2, 1998, pp. 447-457. [doi:10.1109/JPROC.1998.659497](https://doi.org/10.1109/JPROC.1998.659497)
- [12] E. Candes and M. Wakin, "Enhancing Sparsity by Reweighted L_1 Minimization," *Journal of Fourier Analysis and Applications*, Vol. 14, No. 5-6, 2008, pp. 877-905. [doi:10.1007/s00041-008-9045-x](https://doi.org/10.1007/s00041-008-9045-x)
- [13] H. Yu and G. Wang, "Compressed Sensing Based Interior Tomography," *Physics in Medicine and Biology*, Vol. 54, No. 9, 2009, pp. 2791-2805. [doi:10.1088/0031-9155/54/9/014](https://doi.org/10.1088/0031-9155/54/9/014)
- [14] X. Li and J. Zhu, "Convergence of Block Cyclic Projection and Cimmino Algorithms for Compressed Sensing Based Tomography," *Journal of X-Ray Science and Technology*, Vol. 18, No. 4, 2010, pp. 1-11.
- [15] D. Butnariu, R. Davidi, G. T. Herman and I. G. Kazantsev, "Stable Convergence Behavior under Summable Perturbation of a Class Projection Methods for Convex Feasibility and Optimization Problems," *IEEE Journal of Selected Topics in Signal Processing*, Vol. 1, No. 4, 2007, pp. 540-547.
- [16] J. Zhu, X. Li, Y. Ye and G. Wang, "Analysis on the Strip-Based Projection for Discrete Tomography," *Discrete Applied Mathematics*, Vol. 156, No. 12, 2008, pp. 2359-2367. [doi:10.1016/j.dam.2007.10.011](https://doi.org/10.1016/j.dam.2007.10.011)
- [17] X. Li and J. Zhu, "A Note of Reconstruction Algorithm of the Strip-Based Projection Model for Discrete Tomography," *Journal of X-Ray Science and Technology*, Vol. 16, No. 4, 2008, pp. 253-260.
- [18] TEAM RADS. <http://teamrads.com/>